

# Track & Field Quiz!


This is a quiz to see how well you know this sport.

- 1.) Which of the following is a field event?
  - A. 1500m
  - B. Javelin
  - C. 1600m
  - D. 200m
  
- 2.) What is the length of a standard running track (one lap)?
  - A. 300m
  - B. 100m
  - C. 200m
  - D. 400m
  
- 3.) A marathon is considered a long-distance race.
  - A. True
  - B. False
  
- 4.) A 100m run is considered a
  - A. Long jump
  - B. Middle distance
  - C. Sprint
  - D. Field event
  
- 5.) The javelin throw is a track event.
  - A. True
  - B. False

1.B, 2.D, 3.A, 4.C, 5.B

Please share your digital coloring page at [QOSMEducation@qm.org.qa](mailto:QOSMEducation@qm.org.qa)

# TRACK & FIELD



# Word Search

Can you find the terms used in track and field sport events?

C J N O R P S T U V X O R P S T U H Y F  
 H Y L E T I C M A T H J A V E L I N K D  
 L P A R O N G E T I C M A T H J A V E L  
 M A T H L E T I C A B G I K E D Q W Z F  
 T T I C A B G I K E N G L P A R O N G E  
 H R N O R P S T U V X O R P E L A P E K  
 T L A T U V X O R P T I C M A T H K E N  
 S T U C X O R P E L J O R F U H Y F M L  
 P E L J K E N G L P U T I C I C X O R P  
 X O R P S T U H Y F M O N G I E D P A R  
 H Y L E T I C M A H P T I C I E L M A T  
 O L O N G S T U C X O R P O T P V D T H  
 I C I C X O R F N T C U C E M V O R X G  
 X O R P S T U H Y F X A H R E T E A R O  
 N G S R C I E L M A H T L H I K T C N I  
 M A H P E P A R O N I C M C I P I E U O  
 E D Q W Z L I E D P G K T O T M A T H J  
 T U C X O R A F M L H U H T O O L O N H  
 A R O N G E T Y W Z P R T C P O R P E L

ATHLETIC

RELAY

LAP

TRACK

JAVELIN

LONG


FIELD

RACE


JUMP

HIGH


# Fill in the Blank




This is a \_\_\_\_\_



This is a \_\_\_\_\_



This is a \_\_\_\_\_



This is a \_\_\_\_\_

## Word Bank:

100M RACE

JAVELIN THROW

LONG JUMP

HIGH JUMP